

OWEN SOUND AGRICULTURAL SOCIETY 171st FALL FAIR

HOMECRAFT PRIZE BOOK



**SEPT
8 & 9,
2023**



LOCATION

**VICTORIA PARK
OWEN SOUND**



EXHIBITS-QUILT SHOW

**JULIE
MCARTHUR
ARENA**

JOIN US FOR SOME FAMILY FUN! WWW.OWENSOUNDFALLFAIR.COM

**ENTER YOUR FLOWERS, BAKING, SEWING, KNITTING, CRAFTS,
PHOTOS, QUILTS, PAINTINGS, VEGETABLES & SO MUCH MORE!**



Homecraft Message

Welcome to the 171st Owen Sound Fall Fair Homecraft Show.

In the long tradition of the Owen Sound Fall Fair we are again pleased to present this year's prize book. We encourage you to participate in as many of our classes as you can because you, the exhibitors, make up a significant amount of our fair. We look forward to seeing all the unique and wonderful entries.

Please allow us to extend our sincere gratitude to all of our sponsors, volunteers, and participants!

This fair would not be possible without all of you.

Thank you for participating and have fun!



HOMECRAFT DIRECTORS

Alicia Abel
Aunalea Cruickshank
Diane McLean
Karen Duggan
Leanne Long
Lorenda Pringle
Majorie Angell
Marg Husband
Nathalie Reid
Penny Fenwick

QUILT COMMITTEE

Bonnie Casemore
Carol Seaman - Lead
Gladys Pennacchiotti
Irene Devlin
Janet Price
JoAnne Dewhurst
Judy Chalmers
Lera Ryan
Marianne Gilmore
Marnie McDonough
Ruth Gole
Sharon Hayes
Shirley Jarvis



Special Thank You To Our Volunteers!

To all our Homecraft Volunteers that help us every year setting up our homecraft show, we thank you!

Owen Sound Agricultural Society
Box 1136, Owen Sound, ON, N4K 6K6
Phone 519-371-1720
Email: owensoundfallfair@outlook.com
Website: www.owensoundfallfair.com

INDEX

Page 04:	How to complete Exhibitors Tags
Page 05:	Homecraft Rules and Regulations
Page 06:	Class 1 - Baby and Toddler Show
Page 06:	Class 2 - Hay and Grain
Page 07:	Class 3 - Roots, Vegetables & Fruits
Page 08-11:	Class 4 - Flowers
Page 12-13:	Class 5 - Culinary Art
Page 14-15:	Class 6 - Pickles & Preserves
Page 16-18:	Class 7 - Needlecraft
Page 20-21:	Class 7 - Arts & Crafts
Page 22-23:	Class 9 - Photography
Page 24-27:	Class 10 - Junior Work
Page 27:	AssistExpo - How to fill out entry forms online




Friday, September 8: Exhibits open 9:30am - 7:00pm

Saturday, September 9: Exhibits open 10:00am - 7:00pm

Sunday, September 10: Pick up entries 9:00am sharp

*We can't wait to see you at the fair for a a day of fun with the family!
Come see all the exhibits and annual quilt show!*



HEMOCRAFT ENTRIES

Entries are to be received Wednesday, September 6th, 2023
between 2:00 p.m. to 8:00 p.m at the Julie McArthur Arena.

**ALL HEMOCRAFT EXHIBITS & PRIZE MONEY MUST BE PICKED UP AT
9:00AM SHARP SUNDAY, SEPTEMBER 10TH AT THE JULIE MCARTHUR
RECREATIONAL CENTRE.**

**Items not picked up will be discarded at the discretion of the Owen Sound
Agricultural Society and prize money will be donated back to the
Owen Sound Fall Fair, unless prior arrangements have been made!**

Prize money will be available Sunday, September 10th during pickup hours at the
Julie McArthur Arena at 9am with valid ID.

You must be an "Associate" member to exhibit. Associate member fee is \$10 and payable
to the Owen Sound Agricultural Society every year.

Any articles removed before pick up time will forfeit their prize money.

All work must have been made during the present year by the exhibitor.

Directors of the Society are authorized to disqualify all old, soiled, or defaced work.

HOW TO COMPLETE ENTRY TAGS



Entry Tag - Example

Class 16: Photography

Section 1: Adult

Article 4: Sunset/Sunrise

Exhibitor No.: Fair Membership #

YR: 2023

Name: Jane Doe

Address: Owen Sound

ENTRY TAGS can be picked
up at Bayshore Feeds
after July 1st and at the
Fair Office on Mon/Tues
September 4th and 5th
10AM – 3PM

HOW TO ENTER YOUR EXHIBITS THROUGH ASSISTEXPO

You can now enter your items through AssistExpo a fast and easy way to enter your items
online. For these steps please see page 27.

HOMECRAFT RULES & REGULATIONS

1. Admission to the grounds as advertised.
2. The Directors will take every precaution possible, under the circumstances, to insure the safety of articles sent to exhibition, the owners must take upon themselves the whole risk, and should any article be injured, lost or stolen, while the Directors will give every assistance in their power for the restoration thereof, they will not make any payment for the value thereof, or for the injury or loss, and further the Society will not be responsible for any being injured in any way on the grounds.
3. The Directorate, or a Committee appointed by them shall have power to examine upon oath, any member of the Society against whom a protest has been entered, and if same is found guilty of fraud in connection therewith, he/she shall forfeit the right of membership, as well as any prizes that may have been awarded him, and this name shall be published in the public press.
4. It is absolutely necessary that no articles on exhibition be touched by visitors. The Directors wish to deliver their specimens to their respective owners in the best possible condition.
5. Exhibitors MUST be associate members of the Society. The cost is \$10.00.
6. All entries in all classes must be submitted on entry forms and given to the secretary. Prizes cannot be awarded unless entry forms are fully completed and submitted.
7. The exhibitors are particularly requested to have articles entered for competition in their classes properly marked and described, so as to correspond with the Prize List, in order that no mistake may be made in their arrangement.
8. No person will be allowed to interfere with the Judge while in discharge of their duties. Should an exhibitor interfere, he will forfeit all claim of any premium or award to which he might otherwise be entitled.
9. Should there be only one exhibitor in any Class, or Section of a Class, the judge, in making awards are to use their own discretion as to awarding a premium and in all cases, they must refrain from making any award where they do not think the articles are worthy.
10. Should any fraud, deception or dishonest practice on the part of any exhibitor, or his agent, be discovered, the Board of Directors may withhold any prize awarded and may prohibit any exhibitor from exhibiting for such time as they determine and may publish the names of such exhibitors if they deem it proper to do so.
11. The Association reserves the right to amend, take from, or add to these rules as in their judgment may be deemed best for the interest of the Society, and in case of any dispute the Directors' ruling must be adhered to.
12. Not more than one entry can be made by any one exhibitor in any one class in the Homecraft Classes unless specified in the Prize List.
13. Roots, garden products and fruits must have been grown during the present year by the exhibitor. All articles entered for exhibition shall comprise neither more or less than the number, nor less than the quantities named in the Prize List as to be shown and there must be no names, letters or marks on any bag or vessel containing articles entered for exhibition by which the ownership thereof can be ascertained.
14. Once exhibited, Culinary Arts and Homecraft Work may not be exhibited in the same section of the Owen Sound Fall Fair again. Factory made articles will not be allowed to compete in any class.
15. Any exhibitor who is dissatisfied with the Judge's awards may make written protest at the secretary's office by depositing a fee of \$2.00 with each protest, and if sustained the \$2.00 deposit will be returned to the Exhibitor; if the protest is not sustained, the exhibitor loses his deposit.
16. No article will be admitted to compete which does not have an entry tag previously obtained from the Secretary to attach to it. No photocopies allowed.
17. The Directors will pay to prize-winners of the amounts of \$10.00 or over, the amount of their premium, less \$10.00 retained for membership fee, if minimum of \$10.00 prize money has been earned. Provided, however that should there not be sufficient funds for payment of premiums in full, the percentage will be paid which in the opinion of the Directorate, the funds will allow.
18. All these rules will be strictly enforced.

CLASS 1
BABY SHOW

COMMITTEE: Lorenda Pringle (519) 270-8667, Joanne Fesyk, Tammy Catto

Saturday, September 9th at 11:00 am

Location: Entertainment Tent

10:15 am Registration for Baby Show in the Entertainment Tent
(MANDATORY)

CLASSES:

0-6 Months | 7-12 Months

Prizes awarded for the following in each class:

- Curliest Hair
- Chubbiest Cheeks
- Happiest Baby
- Miss Congeniality
- Mom/Dad look-alike
- Busiest Baby
- Dressed for Success
- Youngest Boy/Girl
- Loudest Baby
- Most Hair
- Longest Lashes
- Sleepiest Baby



CLASS 2

HAY & GRAIN

COMMITTEE: Jeff Gilkinson & Kevin Reid

All exhibits must be grown in the 2023 season

SECTION 1

PRIZES: 1st - \$3, 2nd - \$2, 3rd - \$1

1. 1 Quart Barley, shown in closed plastic bag
2. 1 Quart White Oats, shown in closed plastic bag
3. 1 Quart Mixed Grain, shown in closed plastic bag
4. 1 Quart Canola, shown in closed plastic bag
5. 1 Quart Soybean, shown in closed plastic bag
6. 1 Quart of Spring Wheat, shown in closed plastic bag
7. 1 Quart of Fall Wheat, shown in closed plastic bag
8. 4 Ears Field Corn, husked and displayed on a paper plate
9. ¼ Bale First Cut Hay, shown in a box
10. ¼ Bale Second Cut Hay, shown in a box
11. ¼ Bale Straw, shown in a box
12. 3 Stalks Sillage Corn, partially husked and tied together



**13. TOTAL POINTS FOR
HAY & GRAIN CLASS**

PRIZE:

Gift Certificate Donated From
A Local Business

CLASS 3

ROOTS, VEGETABLES & FRUITS

COMMITTEE: Marjorie Angell (226) 974-2332

Exhibits must be displayed on a firm plate or container, not covered

SECTION 1

PRIZES: 1st - \$3, 2nd - \$2, 3rd - \$1

1. Sunflower, 1 stalk multiple heads
2. Sunflower, largest head
3. Pumpkin, 1 Field (stem attached)
4. Pumpkin, 1 pie (stem attached)
5. Turnips, 2 small, unwaxed, tops cut to 1/2" above crown
6. Potatoes, 3 tubers, white, no name, not washed
7. Sweet Potatoes, 3 tubers, not washed
8. Carrots, 3 long, table ready, tops cut to 1/2" above crown
9. Carrots, 3 short red, table ready, tops cut to 1/2" above crown
10. Parsnips, 3 long, table ready, tops cut to 1/2" above crown
11. Cucumbers, 3 pickling, 2"-4"
12. Cucumbers, 3 slicing, approx. 6" – 10"
13. Zucchini, 2 small, green, up to 10"
14. Zucchini, 2 small, yellow, up to 10"
15. Squash, 1 butternut, table ready, stem attached
16. Squash, 1 acorn/pepper, table ready, stem attached
17. Eggplant, 2, table ready, stem attached, approx. 6-8"
18. Beets, 3 long slender, table ready, tops cuts to 1/2" above crown
19. Beets, 3 pickling, small, tops cut to 1/2" above crown
20. Beets, 3 globe, table ready, tops cut to 1/2" above crown
21. Onions, 3 cooking, not skinned, tops uniform length
22. Onions, 5 multipliers, not skinned, tops uniform length
23. Onions, 3 green or leeks, tops not cut
24. Garlic, 3 whole bulbs
25. Beans, 6 green, table ready, not washed
26. Beans, 6 yellow, table ready, not washed
27. Beans, 6 runner, not washed
28. Tomatoes, 3 green, not roma, with calyx
29. Tomatoes, 3 red, not roma, with calyx
30. Tomatoes, 1 pint cherry, with calyx, NOT overflowing
31. Peppers, 3 hot, 1/2" stem, well matched
32. Peppers, 3 sweet, 1/2" stem, well matched
33. Swiss Chard, 3 stalks, do not cut
34. Endive, 1 head, table ready, not washed
35. Flowering Kale, 3 stalks, do not cut
36. Dill, 3 stems, displayed in water container
37. Corn, 3 ears, sweet or indian
38. Cabbage, 1 green, 2 layers of outer leaves
39. Cabbage, 1 red, 2 layers of outer leaves
40. Apples, 3 eating
41. Apples, 3 cooking
42. Melon, Watermelon, 1 medium, approx. 10"
43. Rhubarb, 3 stalks with leaves, do not cut
44. Vegetable, most unusually shaped, any kind
45. Vegetable, longest zucchini
46. Vegetable, largest potato

SECTION 2: SPECIALS

PRIZES: 1st - \$3, 2nd - \$2, 3rd - \$1

47. A collection of locally grown herbs, labeled and displayed, not in a container.
48. Table Centre Piece, a collection of gourds to be displayed in exhibitor's basket.

49. TOTAL POINTS FOR ROOTS, VEGETABLE & FRUIT CLASS

PRIZE: \$25.00

Donated by Georgian Bay
Garden Club



CLASS 4

FLOWERS

COMMITTEE: Penny Fenwick 371-2070, Marg Husband 372-3452

If unsure of terms, please refer to Glossary on page 11.

Entry Tags: Tie tags to each container, no tape please. Exhibitors are requested to please use suitable containers. All exhibits to be grown by exhibitors in plant and cut flower classes.*Some flowers may be purchased for use in Designs. Plants must be well established in pots and well groomed.

Those lifted from the garden and potted just before the show will be disqualified.

* Exception - Class 85.

Exhibitors may enter as many classes as they wish but may only have one entry per class

SECTION 1: POTTED PLANTS

PRIZES: 1st - \$3, 2nd - \$2, 3rd - \$1

1. African Violet any variety - 1 crown per pot
2. Most unusual plant - must be named
3. Baby Tears - 1 plant
4. Begonia - fibrous - in flower - 1 plant
5. Begonia - tuberous - in flower - 1 plant
6. Begonia - grown for foliage - 1 plant
7. Cactus - any variety - 1 plant
8. Coleus - grown for foliage - 1 plant
9. Fern - any variety - named - 1 plant
10. Geranium - new this year - 1 plant
11. Hanging pot - in bloom grown outside - 1 pot
12. Hanging pot - grown for foliage - grown outside - 1 pot
13. Houseplant - in bloom - not listed - 1 plant named
14. Houseplant - grown for foliage - not listed - 1 plant named
15. Impatiens - new this year -1 plant
16. Ivy - any variety - 1 plant
17. Succulents - 3 or more plants in 1 pot/shallow container (No Cactus)
18. Potted flowers and/or foliage - planted in an unusual container grown outside



SECTION 2: CUT FLOWERS

PRIZES: 1st - \$3, 2nd - \$2, 3rd - \$1

If a section calls for a specific number of blooms that is all there should be. Snip off buds.

19. Aster - needle or spider - 3 blooms
20. Aster - any other variety not listed - 3 blooms
21. Begonia - tuberous - 1 bloom floating in a clear glass bowl (no foliage)

TIP: Cut begonia just before bringing to fair. Place on damp cotton/paper towel, place in bowl. Remove cotton and place flower in bowl with water to float.

22. Calendula - 3 stems
23. Canna Lily Leaves 1 cultivar - 3 leaves
24. Chrysanthemum - any cultivar - 3 sprays
25. Cosmos - 5 blooms
26. Dahlia - cactus - 1 bloom
27. Dahlia - any other not listed - 1 bloom
28. Dahlia - 5 different blooms
29. Flowering Branch - not to exceed 24" in total length.
30. Geranium - 1 cut bloom with attached foliage

31. Gladiolus - single - white or cream -1 spike
32. Gladiolus - single - pink -1 spike
33. Gladiolus - single - yellow -1 spike
34. Gladiolus - single - red - 1 spike
35. Gladiolus - any other not listed above - 1 spike
36. Gladiolus - any variety, any colour - 3 spikes
37. Grasses - Tall (growth habit is over 30") - 1 variety, 3 stems
38. Grasses - Short (growth habit does not exceed 30") - 1 variety, 3 stems
39. Hosta - Variegated (leaves only) - 3 leaves
40. Hosta - any other not listed (leaves only) - 3 leaves
41. Lily - any variety using the name lily e.g. canna lily, calla lily, daylily
42. Marigold - large - over 3" - 3 blooms with attached foliage
43. Marigold - medium - over 1 ½" to 3" - 3 blooms with attached foliage
44. Marigold - small up to 1 ½" - 3 blooms with attached foliage
45. Nasturtium – includes foliage – 5 stems
46. Pansy – 5 or more blooms
47. Petunia – double – 3 stems
48. Petunia – single – 3 stems
49. Rudbeckia (black-eyed Susan) – 3 blooms
50. Sedum – any variety – 3 stems
51. Snapdragon - 3 spikes
52. Sweet Pea – 5 stems
53. Zinnia – Lilliput or small pompon – 3 blooms
54. Zinnia – Dahlia like – 3 blooms
55. Annual – variety not listed above – 1 stem or spray - plant name on entry card
56. Perennial – variety not listed above – 1 stem or spray – plant name on entry card

SECTION 3: ROSES

PRIZES: 1st - \$3, 2nd - \$2, 3rd - \$1

57. Fully opened rose floating in a glass bowl (no foliage)
58. 1 bloom White, Off White or Cream
59. 1 bloom Yellow
60. 1 bloom Orange
61. 1 bloom Pink
62. 1 bloom Red or Dark Red
63. Rose - any other colour not listed above – 1 bloom
64. Floribunda – 1 spray
65. Collection of roses and buds –more than one variety- 5 or more blooms
66. Miniature Rose- any variety- 1 spray or bloom

67. Judge's Favourite Rose Exhibit: Chosen from Section 3

PRIZE: \$5 - Donated by Serendipity Flower Farm

SECTION 4: COLLECTIONS

PRIZES: 1st - \$3, 2nd - \$2, 3rd - \$1

68. Flowers – a collection of 5 or more different cut flowers, grown by the exhibitor and shown in clear glass container supplied by the exhibitor. Flowers to be named on a separate card.
69. Potted Plants – a collection of 3 different plants growing in separate containers. Plants to be displayed on exhibitor's tray. Plants to be named.
70. **Karen Duggan Award - Best in Show for Horticulture: Chosen from Section 1, 2 & 4**
PRIZE: \$25 Gift Certificate - Donated by VanVugt Greenhouses
Winner's name on a plaque
71. **Judge's Choice for Horticulture: Chosen from Section 1, 2, 4**
PRIZE: \$15 - Donated by Georgian Bay Garden Club

SECTION 5: DESIGN

Soil not permitted in any design in Section 5

A design is a combination of fresh and/or dried plant materials arranged to create an artistic unit. It includes space, line, form, colour, texture, pattern, balance, rhythm (flow), proportion, scale, contrast and dominance (focal point). All designs must have fresh plant material unless otherwise stated. (No artificial flowers or soil) All designs must be able to stand alone and easily moved. *All designs open to both male and female designers.*

****Please Note - these arrangements may incorporate accessories but plant material must predominate.***

Theme - Potpourri

PRIZES: 1st - \$3, 2nd - \$2, 3rd - \$1

72. A Walk in the Woods - an arrangement in a boot / shoe
73. Wooden that be Tasty - an arrangement incorporating a wooden spoon
74. Eggceptional - an arrangement in an egg cup
75. The Vegetable Garden - an arrangement using vegetables and foliage
76. Herbal Tea - an arrangement in a tea cup and saucer using only foliage including herbs
77. Rock Solid - an arrangement
78. A Twist of Lime - an arrangement in a goblet
79. In the Pool - an arrangement featuring water
80. Lemon Fresh - an arrangement
81. Game Time - an arrangement incorporating an accessory depicting your game of choice
E.g. Board game, sports, card game etc.
- 82. Marci Fenwick Memorial Award - Best in Show for Design - Chosen from Section 5
PRIZE: \$25 Gift Certificate - Donated By Marg Husband & Friends
Winner's name on a plaque.**
- 83. Judge's Choice in Design - Chosen from Section 5
PRIZE: \$15 - Donated by Serendipity Flower Farm**
- 84. Best use of Colour in Design - Chosen from Section 5
PRIZE: \$ 10 - Donated by Serendipity Flower Farm**

SECTION 6: SPECIAL EXHIBITS

PRIZES: 1st - \$3, 2nd - \$2, 3rd - \$1

85. Potpourri Plants and Flowers (Plants may be newly purchased or freshly dug/cut from a garden) An exhibit of growing plants with fresh cut flowers and/or foliage all assembled in one container. Accessories, branches, vines, stones, decorative wood may be used.
Container: Use a container that can be easily lifted/moved and holds a minimum of 3 rooted plants plus cut flowers/foilage etc.
Water picks/tubes are good to insert in soil for the cut flowers/foilage
86. Patio Urn/Window Box – 3 or more varieties per urn, large pot, window box
- 87. Judge's Choice in Section 6 Special Exhibits Classes (85 & 86)
PRIZE: \$10.00 - Donated by Georgian Bay Garden Club**

88. Total Points for Horticulture Sections 1, 2, 3, 4

\$10 Donated by Serendipity Flower Farm

89. Total Points Design, Special Exhibits Sections 5 & 6

\$10 Donated by Serendipity Flower Farm

90. TOTAL POINTS FOR FLOWERS CLASS

\$25.00 donated by Verona and Ovid Jackson

GLOSSARY

From Ontario Judging and Exhibiting Standards Pub 34/03

Collection: A specified number of cut flowers, potted plants, branches, fruits, vegetables or nuts exhibited for cultural perfection.

Container: Any receptacle for plant material. In design classes it is an integral part of the design.

Decorative Wood: Term used to encompass all types of wood that have been waxed, varnished, painted or treated in such a way that the surface quality and/or colour has been changed. Wood whose surface has been altered by the elements in colour, form and/or texture; dried branches; Sections of tree limbs or trunks; burls; cypress knees; palm spathes; roots and even some woody seed pods (usually tropical).

Accessory: An inorganic object(s) used in a manner to enhance the plant material. A design incorporating an accessory should appear incomplete if the accessory is removed.

Wayside Design: (from the country side) A design composed of common and plentiful flowers, foliage, fungus & weeds of roadsides and meadows.
THE USE OF SCARCE, PROTECTED OR ENDANGERED NATIVE PLANTS SUCH AS WILD ORCHIDS, TRILLIUMS ETC. REQUIRES THAT THE EXHIBIT BE DISQUALIFIED BY THE SHOW COMMITTEE. Although gardeners may cultivate scarce, protected or endangered native plants, the use of them is forbidden in show work to discourage their picking from the wild.

CONDITIONING TIPS

Conditioning: We condition plant material to prolong its life and to ensure that maximum uptake of water by stems, flowers and foliage is achieved.

Cutting Flowers: Cut on a diagonal with clean sharp scissors or knife. Cut flowers in early morning or evening when it's coolest. Leave flowers in a bucket of water in a cool place for several hours.

Hollow stemmed flowers: Invert and fill stem with water. Plug hole with absorbent cotton or wet floral foam and immerse in water.

Milky substance Flowers: Blacken the cut stem with a flame and immerse in water.
Woody stems: Peel an inch of bark and slit ends. Place stems into deep, quite warm water.

Foliage: Foliage can be submerged for several hours. Remove foliage that would be under water because decaying leaves promotes bacterial growth. Do not submerge Grey leaves. Young foliage will become water logged if left too long.



CLASS 5
CULINARY ARTS
COMMITTEE: Nathalie Reid (519) 379-0912

All entries to be made by the exhibitor. All entries must be exhibited on disposable plates and in see through resealable plastic bags. Please make sure tags are securely fastened preferably with tape on outside.

All items must be NUT-FREE or will be disqualified and not displayed.

Bread Score: Flavour 35%, Crumb 30%, Lightness 15%, Crust 10%, Appearance 10%; Standard Size Pans. Breads must be 24 hours old.

Notes: No muffin wrappers, no tin foil tart liners; items will not be judged if left on. Please attach entry tags to outside of bag.

SECTION 1: BREAD & MUFFINS

PRIZES: 1st - \$3, 2nd - \$2, 3rd - \$1

1. 3 scones
2. 1 loaf of white bread
3. Best loaf of 60% whole wheat bread (4x8x3 approx.)
4. 3 tea biscuits
5. 3 carrot muffins
6. 3 bran muffins with raisins
7. 3 banana muffins with chocolate chips
8. Pumpkin loaf
9. Bread machine loaf - white
10. Bread machine loaf - whole wheat
11. Bread machine loaf – raisin bread

SECTION 2: PIES (Slice of Pie)

PRIZES: 1st - \$3, 2nd - \$2, 3rd - \$1

12. Slice of Blueberry pie
13. Slice of Dutch Apple pie
14. Slice of Cherry pie with lattice

SECTION 3: CAKES

PRIZES: 1st - \$3, 2nd - \$2, 3rd - \$1

15. Carrot Cake, 3" piece, iced
16. Coffee Cake, 3" piece

SECTION 4: COOKIES & TARTS

PRIZES: 1st - \$3, 2nd - \$2, 3rd - \$1

17. 3 Sugar cookies
18. 3 Oatmeal cookies with raisins
19. 2 Pieces of Chocolate Brownie, iced
20. 3 Chocolate chip cookies
21. 3 Butter tarts

SECTION 5: CAKE & LOAF

PRIZES: 1st - \$3, 2nd - \$2, 3rd - \$1

22. Decorated Birthday cake - judging on decoration only
23. Gumdrop loaf



SECTION 6: LUNCHES & CANDIES

PRIZES: 1st - \$3, 2nd - \$2, 3rd - \$1

- 24. Farmer's Lunch for the Field
- 25. Lunch for elementary child in enviro safe container
- 26. Homemade chocolate fudge, 6 pieces
- 27. Maple Cream candy, 6 pieces

28. CULINARY ARTS SPECIAL - Healthy Choice Recipe

PRIZE: Gift Certificates From Local Businesses for 1st, 2nd & 3rd place

Healthy Choice Recipe: Changing your food habits is necessary today due to heart health concerns. We are looking for a health conscious and tasty muffin recipe using apple sauce, yogurt or other ingredient instead of oil.

Please include list of ingredients, recipe & 3 muffins (no muffin wrappers).

Muffins will be judge on taste, appearance and creativity regarding healthy substitute.

SECTION 7: EGGS

PRIZES: 1st - \$3, 2nd - \$2, 3rd - \$1

- 29. Dozen Brown Eggs
- 30. Dozen White Eggs
- 31. Dozen Duck Eggs
- 32. Open Class (not listed above, include name)

33. TOTAL POINTS FOR CULINARY ARTS CLASS

Gift Certificate Donated From A Local Business



ENTER TODAY!

**Junior Exhibitor and Homecraft Exhibitor
entry forms available online at**

www.owensoundfallfair.com or enter through AssitExpo

**Please remember that all Homecraft Exhibits MUST be picked up
at 9:00 am Sunday, September 11th or items will be discarded at
the discretion of the Owen Sound Agricultural Society, unless prior
arrangements have been made**

CLASS 6

PICKLES & PRESERVES

COMMITTEE: Nathalie Reid (519) 379-0912, Shirley Lyons

Entry tags: Tie tags to each container, no tape please. Exhibitors are requested to use suitable clean jars, sealed and in appropriate condition for showing. Lids in new or like-new condition.

Contents must fill jar, no half Jars! No Wax! Frozen Jam need not be in canning jars. Jam & Pickles MUST be in pint or ½ pint sizes. Only pint or ½ pint to be used in Bernardin specials.

SECTION 1: JAMS & JELLIES

PRIZES: 1st - \$3, 2nd - \$2, 3rd - \$1

1. Crabapple Jelly
2. Cranberry Jelly
3. Grape Jelly
4. Blueberry Jam
5. Rhubarb Jam
6. Cherry Jam
7. Marmalade
8. Peach Jam
9. Peach Conserve
10. Raspberry Jam
11. Strawberry Jam
12. Frozen Raspberry Jam
13. Frozen Strawberry Jam
14. Any other kind of Jam or Jelly not listed
ie. Crabapple Jam

SECTION 2: PRESERVES

PRIZES: 1st - \$3, 2nd - \$2, 3rd - \$1

15. Peaches
16. Pears
17. Plums
18. Canned Tomatoe

SECTION 3: PICKLES


PRIZES: 1st - \$3, 2nd - \$2, 3rd - \$1

19. Bread and Butter Pickle
20. Beet Pickles
21. Dill Beans
22. Dill Cucumbers
23. Polish Dills
24. Icicle Pickles
25. Mustard Bean Pickle
26. Any other pickle not listed

SECTION 4: CONDIMENTS

PRIZES: 1st - \$3, 2nd - \$2, 3rd - \$1

27. Apple Sauce
28. Chili Sauce
29. Chutney – any type
30. Cranberry Sauce
31. Hot Dog Relish
32. Red Pepper Relish
33. Salsa
34. Salad Dressing
35. Steak Sauce
36. Any other condiment not listed above



SECTION 5: SPECIALS

37. FAMILY RECIPE

PRIZES: 1st - \$3, 2nd - \$2, 3rd - \$1

Write out your favorite family recipe explaining why it is your favorite and provide a sample for the judge to taste.

38. PICKLES & PRESERVES SPECIAL

Prizes 1st- - Gift Certificate , 2nd - Gift Certificate, 3rd - Gift Certificate

A theme box or basket with a minimum of 3 labeled jars of pickles or preserves, the collection to contain not more than 9 items.

39. GIFT PACK COMPETITION

PRIZES: 1st - \$10, 2nd - \$5, 3rd - \$3

Prizes Donated by Henry's Property Care

Entries must include no less than (3) filled Mason Jars - sealed with snap lids and be submitted in an appropriate container, not necessarily a basket. Gift Packs may include additional appropriate components, ie. Non-perishable foods, snacks, candy or homemade craft items (candles, bath salts, spice mixtures). Entry must be decorated for any theme. Maximum cost of the gift pack (container & contents) components is to be \$20-\$30.

Please include a tag with the description of contents:

40. SNAP LID MASON JAR CRAFT AWARD

PRIZES: 1st - \$10, 2nd - \$5, 3rd - \$3

Prizes Donated by Henry's Property Care

Decorative or functional homemade craft made using Mason Jar and/or a two piece Snap lid.

41. JAM/JELLY SPECIAL

PRIZES: 1st - \$10, 2nd - \$5, 3rd - \$3

Prizes Donated by Henry's Property Care

A Fruit Jam/Jelly made with Fruit Pectin (dry or liquid). Recipe must be hand written and proof of purchase must accompany your entry.

42. BEST OF SHOW

PRIZES: 1st - \$10, 2nd - \$5, 3rd - \$3

Prizes Donated by Henry's Property Care

Highest over-all winning points for his/her accumulated home canning entries from class 39, 40 & 41.

SECTION 6: HONEY - ½ pint jar and produced this year

PRIZES: 1st - \$3, 2nd - \$2, 3rd - \$1

43. White Honey

44. Golden Honey

45. Honey Comb

46. Open Class (not listed above)

SECTION 7: MAPLE SYRUP

Produced This Year

PRIZES: 1st - \$3, 2nd - \$2, 3rd - \$1

47. Maple Syrup

48. Candy made from maple syrup

49. Fudge made from maple syrup

50. Open Class (not listed above)

**51. TOTAL POINTS FOR
PICKLES & PRESERVES
CLASS**

Gift Certificate Donated From
A Local Business

CLASS 7

NEEDLECRAFT

COMMITTEE: Karen Duggan (519) 376-9258, Diane McLean (519) 376-0648

All articles must be the work of the exhibitor except where stated. All work must have been made recently. Directors of the Agricultural Society are authorized to disqualify all old, soiled or defaced work.

SECTION 1: HOUSEHOLD

PRIZES: 1st - \$3, 2nd - \$2, 3rd - \$1

1. Placemats, two, fabric, not Christmas
2. Placemats, two, crochet
3. Crochet doilie, 8" or over, mounted securely on cardboard
4. Oven clip-on towel, with knit or crochet top, also could be 2 pieces, towel plus topper
5. Oven clip-on towel, fabric top
6. Pillowcase, one, for a child's bedroom
7. Pillow suitable for child's room
8. Pillow, quilted on one side
9. Pillow, any other kind
10. Two knitted dishcloths
11. Any article of counted cross stitch
12. Crewel work, any article
13. Any article done with cross stitch - not counted cross stitch
14. Crocheted holiday item
15. Kitchen bib apron, not Christmas
16. One pair Pot Holders - cotton
17. Oven Mitts - 1 pair

CHILDREN'S WEAR

SECTION 2: NEW BORN TO SIZE 6

PRIZES: 1st - \$3, 2nd - \$2, 3rd - \$1

18. 2 pair of baby booties (to fit a baby)
19. Flannelette Baby Blanket with finished edging
20. Dress, sewn
21. Knitted Hat and Mitts
22. Sweater, pullover, one colour
23. Sweater, cardigan, one colour
24. 2 Pairs of Mitts (to fit a 2 year old and a 4 year old)
25. Baby Sweater & Hat, knit
26. Baby Sweater & Hat, crochet
27. Pair of knitted child's socks

SECTION 3: SIZE 7 TO 12

PRIZES: 1st - \$3, 2nd - \$2, 3rd - \$1

28. Knitted poncho
29. Sweater, pullover, one colour
30. Sweater, cardigan
31. Knitted hat and mitts

SECTION 4: MEN OR LADIES WEAR

PRIZES: 1st - \$3, 2nd - \$2, 3rd - \$1

32. Knitted toque, Adult size
33. Knitted slippers, Adult size
34. Knitted mitts, Ladies or Men
35. Knitted socks, fine, Ladies or Men
36. Knitted socks, heavy, Men
37. Knitted scarf



SECTION 5: MISCELLANEOUS

PRIZES: 1st - \$3, 2nd - \$2, 3rd - \$1

38. Decorative stuffed animal, NOT a bear
39. Stuffed Teddy Bear
40. Best Dressed 18" Doll, handmade clothing
41. Fabric tote or shopping bag
42. Bobbin Lace, an article mounted in suitable frame

SECTION 6: CHRISTMAS

PRIZES: 1st - \$3, 2nd - \$2, 3rd - \$1

43. Christmas candle mat
44. Wall decoration, fabric or yarn
45. Stocking, fabric or yarn
46. Placemats, pair
47. Apron, any size
48. Table runner

**66. TOTAL POINTS FOR
NEEDLECRAFT CLASS**

PRIZE: \$25.00
Donated by Fabricland

SECTION 7: QUILTS

PRIZES: 1st - \$3, 2nd - \$2, 3rd - \$1

All should be minimum perimeter of 324", unless indicated otherwise. Quilts can be made by exhibitor and quilted by others or made by other and quilted by the exhibitor, but all names must be included on entry form. However, to be eligible for the District Competition, only quilts made and quilted by the exhibitor are eligible.

49. Appliquéd quilt, hand quilted
50. Pieced quilt, hand quilted
51. Lap Quilt – minimum size 40 x 50" Hand or Machine quilted.
52. Machine Quilted Quilt.

** Winning entry will proceed to District Competition if made & quilted by exhibitor.

53. Quilt – Any kind and any size (Hand or Machine quilted)

54. *SPECIAL* GRAND CHAMPION QUILT -.

Donated by the Bluewater Quilters' Guild \$25 Prize

Winning entry will proceed to District Competition if made and quilted by exhibitor

SECTION 8: QUILTED ITEMS & AFGHANS

PRIZES: 1st - \$3, 2nd - \$2, 3rd - \$1

55. Crib Quilt – pre-printed panel, hand or machine quilted, 36 x 40" or larger
56. Crib Quilt – pieced, hand or machine quilted, 36 x 40" or larger
57. Wall-hanging - machine quilted – total perimeter max. 192"
58. Two (2) Quilt Blocks using 1 piece of same fabric in each block. Max size 6 1/2 inch
59. Quilted Table Runner
60. Crocheted Afghan, min. 40 x 60" max. 48" x 72"
61. Knitted Afghan, min. 40 x 60" max. 48" x 72"
62. Baby Afghan, 30 x 36" or larger

SECTION 9: SPECIALS

PRIZES: 1st - \$3, 2nd - \$2, 3rd - \$1

63. Child's Mitts - 1 pair, Entries will be donated to the Women's Centre, Owen Sound
64. Premie Baby Set – one pair of booties and hat.

Please no ribbons, buttons, or loose decorations. **MUST use pattern below and baby yarn.** All premie baby sets will be donated to the Grey Bruce Regional Hospital in Owen Sound.

65. Needlecraft Special

Use recycled denim to Create and Sew a useful item

PRIZES: 1st, 2nd & 3rd Gift Certificate from local business.

PREEMIE BABY SET PATTERN

Materials (1) Ball (50g) Baby Yarn or 3-Ply Fingering Yarn, 3.00 mm & 3.25 mm needles
(2) Small stitch holders or safety pins and Tapestry needle

Tension 32 sts = 10 cm (4 inches) in stocking stitch using 3.25 mm needles.

**** TO SAVE TIME, TAKE TIME TO CHECK TENSION**

TOQUE INSTRUCTIONS

With 3mm needles, cast on 80 sts. Work in (Kb1.P1) ribbing for 8 cm (3 ¼ ins.)
Change to 3.25 mm needles and work on St st for 5 cm (2 ins), ending with right side facing for next row.

To shape top: Row 1: (K8.K2tog) 8 times.
Row 2 and all even rows: Purl.
Row 3: (K7.K2tog) 8 times
Row 5: (K6.K2tog) 8 times
Row 7: (K5.K2tog) 8 times

Continue decreasing in this manner until you have completed the row (K2tog) 8 times.
Break yarn and thread end through remaining 8 sts.

Finishing: Sew back seam edge to edge. Weave in yarn end on wrong side of work.
Turn or roll up cuff.

BOOTEES INSTRUCTIONS (Makes 2)

With 3.00 mm needles, cast on 46 sts.

Work in (Kb1.P1) ribbing for 7.5 cm (3 in.), ending with wrong side facing for next row.

Next row: Purl, dec 14 sts evenly across row. 32 sts now on needle.

Change to 3.25 mm needles and beg with a K row, work 4 rows in St st. Do not break yarn.
Slip first 10 sts from left-hand needle onto st holder or safety pin. Wind and join a small ball of yarn and K across center 12 sts. Place last 10 sts on st holder or safety pin. Continue working center sts in St st for 15 more rows. Break yarn.

With right side of work facing, return the 10 sts on right-hand st holder to left needle. K across sts, pick up and K 12 sts along right edge of foot K across center 12 sts, pick up and K12 sts along left edge of foot then work across rem 10 sts from left-hand st holder. 56 sts now on needle.

Change back to 3.00 mm needles and work 1 row (Kb1.P1) ribbing. Next row: Rib 20 sts, work 3tog, rib 10, work 3 tog, rib 20. 52 sts remain on needle. Work 5 more rows in ribbing.

To Shape Sole:

Next row (right side): Rib 30, work 2 tog, turn.

Next row: * Rib 9, work 2 tog, turn*

Repeat from *to* until 20 sts remain, turn.

Next row: (right side): (K2tog) 5 times, rib to end of row. 15 sts now on needle.

Next row: (P3tog) 5 times. Cast off.

Finishing: Sew back seam edge to edge. Weave in yarn ends on wrong side of work. Turn down cuff. If desired, embroider small motif on top of each bootie.





Things to do at the 171th Owen Sound
Fall Fair! Free Admission!

Craft & Vendor Market
Hay Bale Maze & Face Painting
Pie Eating Contest
Medieval Knight Show
Kids Pedal Tractor Pull
Regional 4-H Show
Quilt Exhibition



Bluewater Quilters Guild Quilt Exhibition will be on display for 2 days in
the Julie McArthur Regional Recreation Centre. Quilt Draw!

Friday, September 8 from 9:30 am - 7:00pm

Saturday, September 9 from 10:00am - 7:00pm



SIGN UP FOR SATURDAYS SCRAPBOOKING CLASS
Saturday September 9th, 10:00 am to 5:00 pm
\$25.00 per person
Julie McArthur Rec Centre

Bring your own lunch • Drinks and snacks provided.
If you have not Scrapbooked before and would like
to see what it's all about bring some photos of
your family, wedding, trip or special moment's and
we will help you get started.

For more information and to sign up please
call Penny Fenwick at 519-371-2070
pennyfenwick@hotmail.com



CLASS 8

ARTS & CRAFTS

COMMITTEE: Alicia Abel (519) 379-8146

All pictures must be framed and ready to hang with wire. No glass on oil paintings. All work must have been made during the present year by the exhibitor. **Directors of the Society are authorized to disqualify all old, soiled, or defaced work.**

SECTION 1: PAINTINGS

PRIZES: 1st - \$3, 2nd - \$2, 3rd - \$1

1. Painting done with acrylics – any subject
2. Original Oil painting - any subject
3. Watercolors - any subject
4. Pencil Sketch

SECTION 2: CRAFTS

PRIZES: 1st - \$3, 2nd - \$2, 3rd - \$1

5. Rustic Signs
6. A handmade gift for parent
7. 3 Fridge magnets
8. Snow Globes
9. Magazine or Book Folding
10. String Art project
11. Design a shirt – Any medium
12. Wind Chimes
13. Door wreath
14. Dreamcatcher
15. A mod-podge photo
16. A Suncatcher – any medium
17. Handmade Earrings
18. Handmade Bracelet
19. Handmade Necklace
20. A bouquet of flowers. Any medium
21. Tie Die
22. Table center piece – any theme
23. Clothes pin art
24. Lamp Shade
25. Mason Jar Lantern
26. Wall Art – any medium
27. Book ends or a Door Stop – any medium.
28. Scrapbook – one page
29. Christmas tree ornament
30. Handmade card
31. Birdhouse, any medium.
32. Decorate a Get-Well soon basket.

SECTION 3: ADULT COLOURING

PRIZES: 1st - \$3, 2nd - \$2, 3rd - \$1

33. Flowers
34. Animals (fish, birds)
35. Geometric Art (patterns)
36. Open



SECTION 4: CRICUT MACHINE

PRIZES: 1st - \$3, 2nd - \$2, 3rd - \$1

- 37. Card and envelope
- 38. Layout for scrapbooking page (no photos)
- 39. Flowers
- 40. T-shirt
- 41. Ornament
- 42. Glass or mug
- 43. Wall art
- 44. Shadow box
- 45. Wood
- 44. Open Class (not listed above)

SECTION 5: PENMANSHIP

PRIZES: 1st - \$3, 2nd - \$2, 3rd - \$1

45.

Snowed in Owen Sound
by Paul Vanwyck

The most hardy people
they live 'round Owen Sound.
We get so much snow here,
Toronto folk would frown.
My ancestors moved here
to live off the land.
Why they stayed past winter,
I will never understand.
Snow plows come by often,
when it snows a little bit.
It gets four inches deep,
they say ta Hell with it!
So come to Owen Sound
where winters are severe.
You like being snowed in?
We know you'll fit in here.

46.

Driftwood

Poet: Sara Teasdale

My forefathers gave me
my spirit's shaken flame,
the shape of hands, the beat of heart,
the letters of my name.

But it was my lovers,
and not my sleeping sires,
who gave the flame its changeful
and iridescent fires;

As the driftwood burning
learned its jewelled blaze
from the sea's blue splendor
of colored nights and days.




47. ARTS & CRAFTS SPECIAL

A Fairy Garden

**PRIZES: Gift Certificate 1st, 2nd
& 3rd place**
Donated by local businesses

**48. TOTAL POINTS FOR
ARTS & CRAFTS CLASS**

Gift Card Donated
From A Local Business



CLASS 9

PHOTOGRAPHY


COMMITTEE: Leanne Long (519) 374-5123

All photos must have been taken by the exhibitor and only exhibited during the present year. All pictures to be standard 4 x 6" printed on photo paper and mounted on white Bristol board; with a 1" border used for mounting. Entry tag in bottom right hand corner only. Only (1) entry per class. No glass mounts. No professional photographers.

SECTION 1: ADULTS

PRIZES: 1st - \$3, 2nd - \$2, 3rd - \$1

1. Weather/Storms
2. Sunrise/Sunset
3. Fog/Mist
4. Night shot (ie: moon, star, fireworks)
5. Scenery
6. Nature
7. Winter Wonderland
8. Waterfall
9. Water Reflections
10. Fall Colours
11. Fruit tree(s) or tree(s)
12. Flowers
13. Garden
14. Carved pumpkins(s)
15. Something growing (up close)
16. Favorite Rural/Farm Shot
17. Barn
18. Wildlife Animal or Bird (not caged or contained)
19. Bee(s), Butterfly(s), Moth(s)
20. View from above
21. Where is your favorite place? Name it.
22. Vacation Shot
23. Motion
24. Attitude
25. Young and old
26. "Selfie"
27. Family Photo
28. Portrait
29. Hands(s)/Feet(s)
30. Scrapbooking



WINNER - OWEN SOUND FALL FAIR
PRIZE BOOK COVER PHOTO 2022:
ALICE BUMSTEAD

SECTION 2: PHONE PHOTOGRAPHY

PRIZES: 1st - \$3, 2nd - \$2, 3rd - \$1

31. Weather/Storms
32. Sunrise/Sunset
33. Animal(s) or Bird(s)
34. Nature
35. Flower(s)
36. Ice
37. "Selfie"
38. Funny Shot
39. Photographers Choice



SECTION 3: BLACK & WHITE

PRIZES: 1st - \$3, 2nd - \$2, 3rd - \$1

- 40. Scenery
- 41. Trees
- 42. Flower(s)
- 43. Portrait
- 44. Shadow or silhouette
- 45. Motion
- 46. Antique
- 47. Colour accents (Black and white photo with a pop of colour)
- 48. Scrapbooking page
- 49. Photographer's choice

SECTION 4: FOUR PHOTOS - to be mounted on white Bristol board

PRIZES: 1st - \$3, 2nd - \$2, 3rd - \$1

- 50. Seasons
- 51. Four local waterfalls with names
- 52. Your life
- 53. Four selfies
- 54. Photographer's choice (same theme)

55. *PHOTOGRAPHY SPECIAL*****

5x7 Photo "Abandoned"

Mounted on bristol board with a 1" border

1st - Gift Certificate, 2nd - Gift Certificate, 3rd - Gift Certificate

56. BEST IN SHOW

PRIZE: GIFT BAG SPONSORED BY CREATIVE MEMORIES

Donated By Penny Fenwick Consultant (519) 371-2070

57. 2024 OWEN SOUND FALL FAIR BOOK COVER

Please submit a **PHOTO** to be used for our Fair Book Cover

Must be 8 x 10" in dimension and mounted on Bristol Board (max 1" matte).

Picture should be Fall Fair related.

Grand Prize: Family Pass to the 2024 – 172th Owen Sound Fall Fair, bragging rights and a mint copy of the Fair Book.

58. TOTAL POINTS FOR PHOTOGRAPHY CLASS

Gift Bag Donated by Penny Fenwick - Creative Memories



CLASS 10
JUNIOR WORK

GRADE AS OF JUNE 2023 - NO ENTRY FEE

COMMITTEE: Lorenda Pringle (519) 270-8667, Julie Davenport

Entries are to be received Wednesday, September 6th, 2023 at the Julie McArthur Recreation Centre, between 2 pm - 8 pm. All entries are to be picked up at on Sunday September 10th, 2023 at 9am in the arena.

Students entering under School Exhibitor #, the prize money will go directly to the school.

PRIZES: 1st - \$3, 2nd - \$2, 3rd - \$1

SECTION 1: PRESCHOOL & JUNIOR KINDERGARTEN

1. Egg carton creation (extra materials for decorations are acceptable)
2. Create something using a coffee filter
3. Colour a picture taken from a colouring book
4. Trace your foot on a piece of paper and colour/decorate it
5. Print your name with crayons

SECTION 2: SR. KINDERGARTEN & GRADE 1

6. Draw and colour a picture of your family, print the names below
7. Create an animal face made from a paper plate
8. Create something using a tin can
9. Using your thumb and finger prints, create a picture of a maple tree in autumn

SECTION 3: GRADE 2

10. Draw, colour and label a farm animal and it's baby (eg. a mare and foal)
11. Create a bookmark out of anything, and decorate it
12. Create a Paper bag puppet
13. Decorate/Paint a rock big enough for a doorstep

SECTION 4: GRADE 3

14. Make a crown for a King or Queen
15. Draw a cover for the non-fiction book titled "Soil"
16. Draw a tree house you would want to have in your backyard
17. Print your favourite poem on a lined piece of paper (minimum of 6 lines)

SECTION 5: GRADE 4

18. Make your own Perler Bead creation. Must be your own design
19. Draw/Create your family tree with a minimum of (3) generations
20. Draw a cover for the non-fiction book "Rocks and Minerals"
21. Create a dream catcher of out any materials you would like

SECTION 6: GRADE 5

22. Create a stepping stone for a garden
23. "Half and Half " Cut a picture in half. Glue one half of the cut picture onto a page, and draw and colour the other half of the picture
24. Decorate a fly swatter to give as a gift
25. Make a poster using the title "Farmers Feed Cities"

SECTION 7: GRADE 6

26. Create a travel brochure of a country of your choice
27. Create and make a birthday card for a child's birthday
28. Create a poster illustrating 4 of your favourite sports.

SECTION 8: PHOTOGRAPHY (open to any junior age, up to 15 years of age)

All photo entries are to be mounted on white Bristol board with a 1 inch border.

This will ensure the photos are protected and the display pins used by the fair board, will not damage the photograph. All photography must be the work of the exhibitor.

This means the student/exhibitor must have taken the photo.

29. Selfie - you or you and a friend/family/pet
30. Favourite pet in motion
31. Upside down. A photo that looks good even upside down
32. Picture that fits the title "At the Beach"
33. Picture of favourite farm scene
34. Something growing in a field

SECTION 10: 8 YEARS OF AGE & UNDER

Vegetables: 8 Years of Age & Under

35. Biggest Pumpkin
36. Display 3 vegetables of the same colour
37. Most unusually shaped vegetable

Baking and Creating: 8 Years of Age & Under


38. Make and decorate (2) cupcakes for a birthday party (only judged on decorating)
39. Make your own Candy Kabob
40. Make a necklace out of edible material

Flowers: 8 Years of Age & Under

41. A bouquet of wild flowers
42. Largest Sunflower
43. Smallest Flower (display in a suitable vase)
44. A bouquet of flowers in an old shoe

Arts & Crafts: 8 Years of Age & Under

45. A scrapbook page, any theme (8x8 in size)
46. Create an animal fridge magnet
47. An original lego creation
48. Decorate a t-shirt with fabric paint (any size of shirt)
49. Make a windchime out of recycled materials
50. Make a decoration for Halloween
51. A collection of 6 items from a nature walk - NO live critters
52. Decorate a flower pot
53. Make a bracelet - bring it displayed in a Ziploc sandwich bag (NO rainbow loom)
54. Draw a farm animal
55. Create something from an old sock
56. Create an award for yourself and why you would get it
57. Toilet paper or paper towel roll creation - anything you want !!



SECTION 11: 9 - 15 YEARS OF AGE

Vegetables: 9 - 15 Years of Age

58. Largest cucumber
59. 4 tomatoes displayed on a plate

Baking: 9 - 15 Years of Age - MUST BE NUT FREE

60. Bake and decorate a cake. To be judged on decorating only
61. Decorate 3 cookies
62. Create a loot bag for a birthday party for small children
63. A "garbage-less" school lunch for yourself

Flowers: 9 - 15 Years of Age

64. A bouquet of flowers in an old boot
65. A bouquet of cultivated flowers from your or a family member's garden
Displayed in an appropriate container
66. A pressed flower creation

SECTION 11: 9 - 15 YEARS OF AGE CONTINUED

Arts & Crafts: 9 - 15 Years of Age

67. A scrapbook page - any theme (12 x 12)
68. Create something with "duck-tape" = Approx 12"
69. Make a friendship bracelet out of "Rainbow Loom"
70. Create a sign for your bedroom
71. Decorate a pillow case
72. Tye Dye an article of clothing
73. Make a decoration for Christmas
74. Create an original painting
75. 3 garden markers or stakes for your garden to name types of seeds/plants
(may use wood, rocks, etc.)
76. Hand Made "Thank You" card
77. A napkin folded for a fancy dinner party
78. An origami animal
79. Diamond Dotz Kit completed

SPECIALS:

80. Youth 12 and under: Robin Hood Flour Beginners Baking Contest

A homemade snack- 5 pieces of chocolate brownies, proof of purchase and recipe must be attached

Prize: \$15

81. Youth up to 15 years: plain chocolate chip cookies competition

8 Chocolate Chip Cookies, with no nuts, displayed on a firm disposable plate. Cookies must be no larger than 3 Inches and no smaller than 2 inches in diameter

Prizes: - 1st \$5, 2nd \$4, 3rd \$3

82. Youth Poster Competition: Original handmade design.

Open to youth up to and including Grade 4

Theme: Promoting Your Fair. Minimum 22 cm x 28 cm without border. Maximum 28 cm x 44 cm without border. Must be mounted on block to give a 2 inch border. Must be hand-drawn

Prizes - 1st \$5, 2nd \$4, 3rd \$3

83. Intermediate poster competition: Original handmade design. Grades 5 - 8

Theme: Promoting Your Fair. Minimum 22 cm x 28 cm without border. Maximum 28 cm x 44 cm without border. Must be mounted on block to give a 2 inch border. Must be hand-drawn

Prizes - 1st \$5, 2nd \$4, 3rd \$3

84. Quilted Entry - Up to 15 years of Age

Any quilted item completed by someone 18 yrs of age and under.

Prize: 1st \$15, 2nd \$10, 3rd \$5

Generously donated by Gladys Pennacchietti

85. JUDGES CHOICE

Judges will choose the junior entry that is the most creative and unique.

PRIZES: Gift Certificate donated from a local business.



Juniors - GCFA Specials Fair Classes
All entries require the GCFA logo to be visible

1st Prize: \$5, 2 nd \$4, 3 rd \$3,
all other worthy entries \$1



- 86. Preschool:** On a 8.5" x 11" piece of paper, make a farm scene using stickers
- 87. JK-SK:** Using Playdough create up to three farm animals, display on paper plate
- 88. Gr 1 - Gr 3:** Make a hand/foot farm animal -
Using a paint hand/foot print create a farm animal - maximum size 12" x 12"
- 89. Gr 4 - Gr 6:** Make a farm out of LEGO - maximum size 12" x 12"
- 90. Gr 7 - Gr 8:** Make a diorama out of a shoe box - Farm Scene
- 91. Gr 9 +:** Poetry - no more than 24 lines - Agriculture Themed
Mounted on bristle board/card stock no larger than 12" x 12"

HOW TO USE ASSISTEXPO

AssistExpo is an online platform that allows exhibitors to submit their entries for a fair or exhibition. Here's how to enter your homecraft entries with AssistExpo:

Welcome to AssistExpo for your online entries.

Use this site to make your entries; it's simple, secure and quick.

To use the online entries system, you need to enter your email address and your password and click *Start session*. To do that you need an account; if you don't have one, enter your email address and click *Create an account*. If you forgot your password, enter your email address and click *I forgot my password*.

You also need to select the show for which you want to enter.

Email address:

Password:

Show:

[Start session](#) [I forgot my password](#) [Create an account](#)

1. Create an account: To use AssistExpo, you need to create an account. Visit the AssistExpo website and follow the prompts to create your account. www.assistexpo.ca/entries

2. Search for the fair: Once you have created your account, search for Owen Sound Fall Fair Fair. AssistExpo allows you to search for fairs based on location, date, and category.

3. Select the fair: Click on Owen Sound Fall Fair name to open the fair page. The fair page will provide you with information about our fair, including the entry deadline, the categories that you can enter, and the rules and regulations for the fair.

4. Choose your category: Look for the category that best fits your entry. If you are unsure which category to choose, read the category description carefully and contact us if you have any questions.

5. Submit your entry/entries: Once you have selected your category, click on the "Submit Entry" button. This will take you to the entry form where you can enter your entry details and provide any additional information that the fair organizer requires.

6. Pay the entry fee: We require a \$10.00 entry fee. You will be prompted to pay the fee using a credit card or other payment method or you can pay when you drop off your entries.

7. Review and submit: Before submitting your entry, review all the information carefully to ensure that everything is correct. Once you are satisfied with your entry, click on the "Submit" button.

8. Wait for confirmation: After you have submitted your entry, you will receive a confirmation email from AssistExpo. This email will provide you with the details of your entry, including the category and entry fee (if applicable).

THANK YOU TO ALL OUR 2022 SPONSORS WHO HELPED MAKE OUR HOMECRAFT SHOW A SUCCESS!

BABY SHOW SPONSORS 2022

Giant Tiger Sweet Pea Baby Store
The Rocking Horse
Bluewater Driving Academy
TD Canada Trust, Thornbury

HOMECRAFT GOLD SPONSOR 2022


Caframo

HOMECRAFT SPONSORS 2022

Bernardin
Blue Water Quilters Guild
Boon Bakery
Don & Marg Husband
Fabricland
Food Basics
Foto Art
Georgian Bay Garden Club
Georgian Bay Lacemakers
Gladys Pennacchietti
Hilary Breadner
Jan Singbiel - Royal LePage
Karen Duggan
Metro
Midwest Co-op
Penny Fenwick - Creative Memories
Riverside Yarns
Seredipity Flower Farm
Stephan Long Electrical
Sugar Dust
Upwards Art Studio
VanVugt Greenhouses
Verona & Ovid Jackson

QUILT SHOW SPONSORS 2022

Bruce R. Price, CPA
Bluewater Quilters Guild
Marylon & Everett Hall
Sprucedale Agromart
Fran Caple
Diane McLean, Annan
Caframo Ltd., Wiarton
Gladys Pennacchietti
The Fabric Centre
Quilting For You, Markdale
The Quilt Place, Shakespeare
M Gunson's Long Arm Quilting
Owen Sound DIA
Tim Hortons
Northcott Fabric, Woodbridge
H.A. Kidd.
Joanne Miller, Tara
Karen Duggan, Owen Sound
Brian & Betty Wood
June Sparling
Anne Allensen



**Free Admission to the Homecraft Exhibits
& Bluewater Guild Quilt Exhibition at the
Julie McArthur Regional Recreation Centre.**

For more information
call (519) 371-1720
email owensoundfallfair@outlook.com
www.owensoundfallfair.com

*Can't wait to see you at the 2023
171st Owen Sound Fall fair!!
September 8th & 9th, 2023*